

SCIENCE  
BASED  
TARGETS

DRIVING AMBITIOUS CORPORATE CLIMATE ACTION

## We design for delivery

Robert Bird Group is committed to continue to be a leader in the engineering services we offer, to meet the key challenges of the future.

# Science Based Target Validation Report

16 November 2023

 **Robert Bird Group**

Member of the Surbana Jurong Group

[www.robertbird.com](http://www.robertbird.com)





We create the built environment of the future, shaping better lives, better communities and a better world, through **the relentless pursuit of engineering excellence.**

## About the Science Based Targets initiative

The Science Based Targets initiative (SBTi) is a global body enabling companies and financial institutions to set ambitious emissions reduction targets in line with the latest climate science. The SBTi's goal is to accelerate businesses across the world to support the global economy to halve emissions before 2030 and achieve net-zero before 2050.

The initiative is a collaboration between CDP, the United Nations Global Compact, World Resources Institute (WRI) and the World Wide Fund for Nature (WWF) and one of the We Mean Business Coalition commitments. The SBTi defines and promotes best practice in science-based target setting, offers resources and guidance to reduce barriers to adoption, and independently assesses and approves companies' targets.

## Introduction

This report presents the results and recommendations of Robert Bird Group's submitted targets assessed against the SBTi Criteria and guidance. This includes an overview of the GHG emissions sources and inventory, target setting methodologies and ambition, emissions included in the target boundary, and Robert Bird Group-specific feedback from the validation process, where applicable.

Robert Bird Group has committed to:

- Reduce absolute scope 1 and 2 GHG emissions 42% by 2030 from a 2021 base year.
- Increase active annual sourcing of renewable electricity from 0% in 2021 to 100% by 2030.
- Reduce absolute scope 3 GHG emissions 42% by 2030 from a 2021 base year.
- Reach net-zero GHG emissions in the value chain by 2050.
- Reduce absolute scope 1 and 2 GHG emissions 90% by 2050 from a 2021 base year.
- Reduce absolute scope 3 GHG emissions 90% by 2050 from a 2021 base year.

The SBTi's Target Validation Team has classified Robert Bird Group's scope 1 and 2 target ambition and has determined it is in line with 1.5°C trajectory.

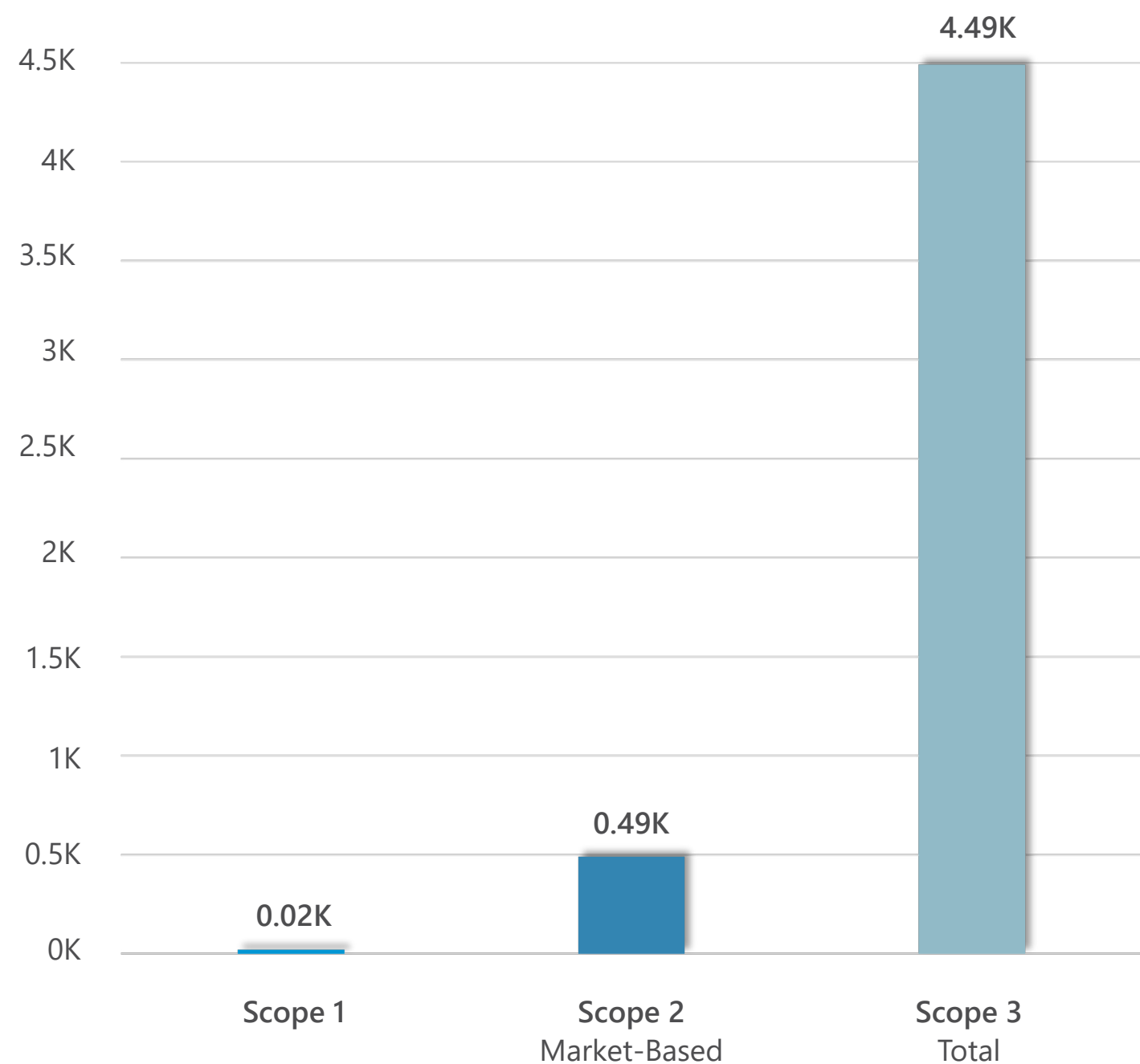
LEARN MORE >



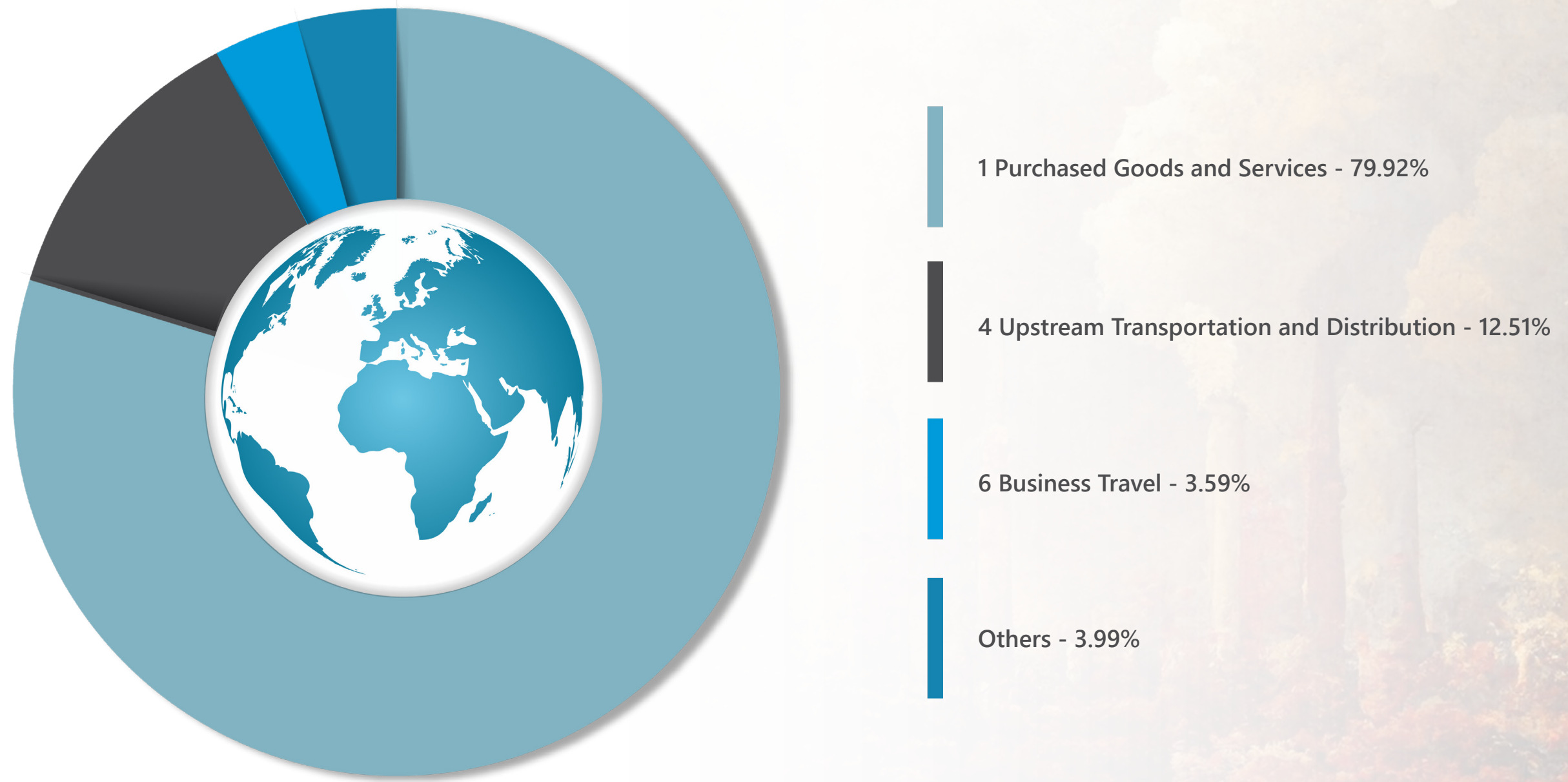
# GHG Inventory Overview

Robert Bird Group has submitted one GHG inventory for review by SBTi’s Target Validation Team. In 2021, we reported a total of 4,997 tCO<sub>2</sub>e emissions within scopes 1, 2, and 3, with no emissions reported outside of this boundary. Our reported emissions encompass combustion, processing, electricity production, and carbon from operations. The complete breakdown of our GHG inventory is detailed below.

Total GHG Emissions (tCO<sub>2</sub>e) 2021



Total GHG Emissions (tCO<sub>2</sub>e) 2021





## 2021 GHG Inventory

		Minimum boundary emissions	Share of total emissions (location-based scope 2)	Share of total emissions (market-based scope 2)	Percentage excluded from inventory	Outside minimum boundary (optional)	Bioenergy emissions	Bioenergy removals	Biogenic total
Scope 1 & 2	Scope 1	18.05	N/A	0.36%	N/A	N/A	N/A	N/A	N/A
	Scope 2 location-based	N/A	N/A	N/A	N/A	N/A	N/A	N/A	N/A
	Scope 2 market-based	493.03	N/A	9.87%	N/A	N/A	N/A	N/A	N/A
Scope 3	1. Purchased goods and services	3,585.00	N/A	71.74%	N/A	N/A	N/A	N/A	N/A
	2. Capital goods	0.00	N/A	N/A	N/A	N/A	N/A	N/A	N/A
	3. Fuel- and energy-related activities	77.00	N/A	1.54%	N/A	N/A	N/A	N/A	N/A
	4. Upstream transportation and distribution	561.00	N/A	11.23%	N/A	N/A	N/A	N/A	N/A
	5. Waste generated in operations	40.00	N/A	0.80%	N/A	N/A	N/A	N/A	N/A
	6. Business travel	161.00	N/A	3.22%	N/A	N/A	N/A	N/A	N/A
	7. Employee commuting	62.00	N/A	1.24%	N/A	N/A	N/A	N/A	N/A
	8. Upstream leased assets	N/A	N/A	N/A	N/A	N/A	N/A	N/A	N/A
	9. Downstream transportation and distribution	N/A	N/A	N/A	N/A	N/A	N/A	N/A	N/A
	10. Processing of sold products	N/A	N/A	N/A	N/A	N/A	N/A	N/A	N/A
	11. Use of sold products	N/A	N/A	N/A	N/A	N/A	N/A	N/A	N/A
	12. End-of-life treatment of sold products	N/A	N/A	N/A	N/A	N/A	N/A	N/A	N/A
	13. Downstream leased assets	N/A	N/A	N/A	N/A	N/A	N/A	N/A	N/A
	14. Franchises	N/A	N/A	N/A	N/A	N/A	N/A	N/A	N/A
	15. Investments	N/A	N/A	N/A	N/A	N/A	N/A	N/A	N/A



# Overview of Targets / Commitments

The following is an overview of Robert Bird Group’s approved targets:

Action	Status	Target	Scope	Target Classification	Base Year	Target Year
Commitment	Target Set	N/A	N/A	N/A	N/A	N/A
Target	N/A	Net-zero	1+2+3	1.5°C	2021	2050
Target	N/A	Absolute	1+2	1.5°C	2021	2030
Target	N/A	Renewable Electricity	2	1.5°C	2021	2030
Target	N/A	Absolute	3	N/A	2021	2030
Target	N/A	Absolute	1+2	1.5°C	2021	2050
Target	N/A	Absolute	3	N/A	2021	2050

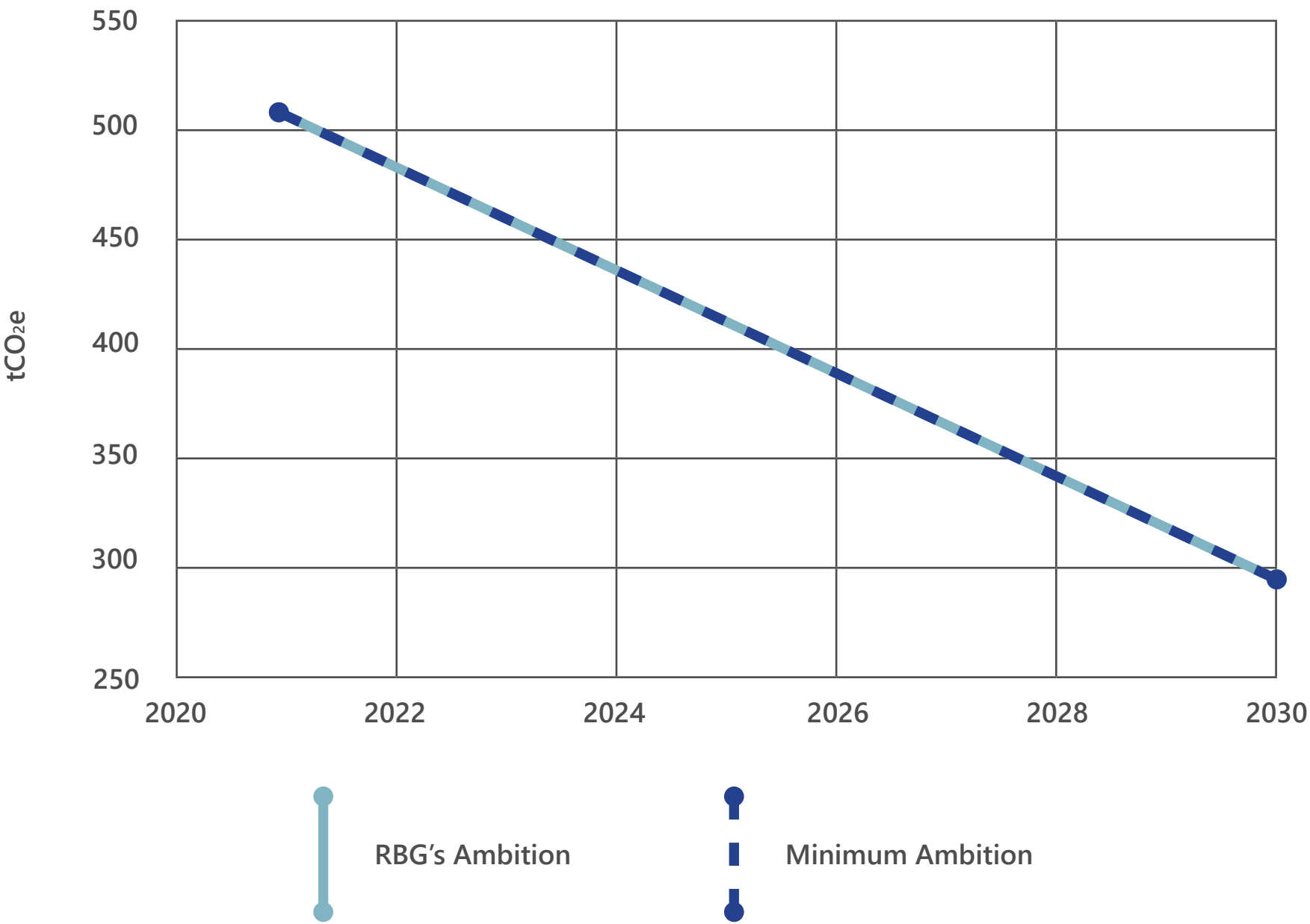


# Overview of Near-Term Science-Based Targets

Robert Bird Group commits to reduce absolute Scope 1 and 2 GHG emissions 42.00% by 2030 from a 2021 base year.

Temperature Classification: 1.5°C

## Absolute Emissions



## Target Coverage

GHG Inventory Breakdown	Minimum boundary emissions	Outside minimum boundary	Biogenic total
Scope 1	100.00%	N/A	N/A
Scope 2 market-based	100.00%	N/A	N/A
Scope 3 total	N/A	N/A	N/A
1. Purchased goods and services	N/A	N/A	N/A
2. Capital goods	N/A	N/A	N/A
3. Fuel- and energy-related activities	N/A	N/A	N/A
4. Upstream transportation and distribution	N/A	N/A	N/A
5. Waste generated in operations	N/A	N/A	N/A
6. Business travel	N/A	N/A	N/A
7. Employee commuting	N/A	N/A	N/A
8. Upstream leased assets	N/A	N/A	N/A
9. Downstream transportation and distribution	N/A	N/A	N/A
10. Processing of sold products	N/A	N/A	N/A
11. Use of sold products	N/A	N/A	N/A
12. End-of-life treatment of sold products	N/A	N/A	N/A
13. Downstream leased assets	N/A	N/A	N/A
14. Franchises	N/A	N/A	N/A
15. Investments	N/A	N/A	N/A

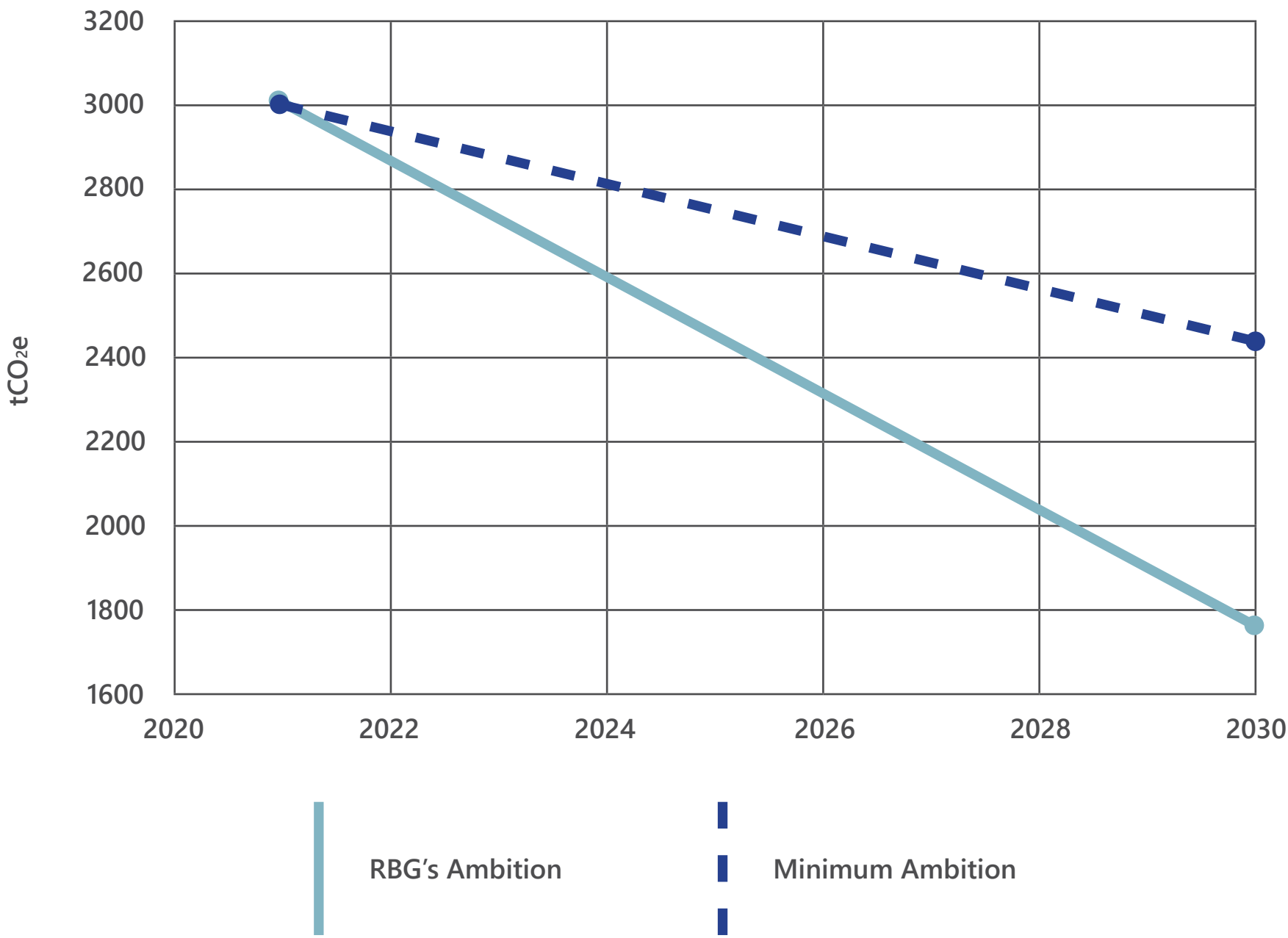


# Overview of Near-Term Science-Based Targets

Robert Bird Group also commits to reduce absolute Scope 3 GHG emissions 42.00% by 2030 from a 2021 base year.

Temperature Classification: N/A

## Absolute Emissions



## Target Coverage

GHG Inventory Breakdown	Minimum boundary emissions	Outside minimum boundary	Biogenic total
Scope 1	N/A	N/A	N/A
Scope 2 market-based	N/A	N/A	N/A
Scope 3 total	67.12%	N/A	N/A
1. Purchased goods and services	75.00%	N/A	N/A
2. Capital goods	N/A	N/A	N/A
3. Fuel- and energy-related activities	20.00%	N/A	N/A
4. Upstream transportation and distribution	50.00%	N/A	N/A
5. Waste generated in operations	10.00%	N/A	N/A
6. Business travel	10.00%	N/A	N/A
7. Employee commuting	10.00%	N/A	N/A
8. Upstream leased assets	N/A	N/A	N/A
9. Downstream transportation and distribution	N/A	N/A	N/A
10. Processing of sold products	N/A	N/A	N/A
11. Use of sold products	N/A	N/A	N/A
12. End-of-life treatment of sold products	N/A	N/A	N/A
13. Downstream leased assets	N/A	N/A	N/A
14. Franchises	N/A	N/A	N/A
15. Investments	N/A	N/A	N/A







## 2021 GHG Inventory

		Minimum boundary emissions	Share of total emissions (location-based scope 2)	Share of total emissions (market-based scope 2)	Percentage excluded from inventory	Outside minimum boundary (optional)	Bioenergy emissions	Bioenergy removals	Biogenic total
Scope 1 & 2	Scope 1	18.05	N/A	0.36%	N/A	N/A	N/A	N/A	N/A
	Scope 2 location-based	N/A	N/A	N/A	N/A	N/A	N/A	N/A	N/A
	Scope 2 market-based	493.03	N/A	9.87%	N/A	N/A	N/A	N/A	N/A
Scope 3	1. Purchased goods and services	3,585.00	N/A	71.74%	N/A	N/A	N/A	N/A	N/A
	2. Capital goods	0.00	N/A	N/A	N/A	N/A	N/A	N/A	N/A
	3. Fuel- and energy-related activities	77.00	N/A	1.54%	N/A	N/A	N/A	N/A	N/A
	4. Upstream transportation and distribution	561.00	N/A	11.23%	N/A	N/A	N/A	N/A	N/A
	5. Waste generated in operations	40.00	N/A	0.80%	N/A	N/A	N/A	N/A	N/A
	6. Business travel	161.00	N/A	3.22%	N/A	N/A	N/A	N/A	N/A
	7. Employee commuting	62.00	N/A	1.24%	N/A	N/A	N/A	N/A	N/A
	8. Upstream leased assets	N/A	N/A	N/A	N/A	N/A	N/A	N/A	N/A
	9. Downstream transportation and distribution	N/A	N/A	N/A	N/A	N/A	N/A	N/A	N/A
	10. Processing of sold products	N/A	N/A	N/A	N/A	N/A	N/A	N/A	N/A
	11. Use of sold products	N/A	N/A	N/A	N/A	N/A	N/A	N/A	N/A
	12. End-of-life treatment of sold products	N/A	N/A	N/A	N/A	N/A	N/A	N/A	N/A
	13. Downstream leased assets	N/A	N/A	N/A	N/A	N/A	N/A	N/A	N/A
	14. Franchises	N/A	N/A	N/A	N/A	N/A	N/A	N/A	N/A
	15. Investments	N/A	N/A	N/A	N/A	N/A	N/A	N/A	N/A

## Overview of Near-Term Science-Based Targets

Robert Bird Group has submitted 2 near-term targets for review by the SBTi. All targets have been assessed against the SBTi’s quantitative and qualitative criteria, along with the Target Validation Protocol. For approval, a company’s targets must comply with all applicable requirements. The following is an overview of the approved targets:

Target Wording	Public?	Base Year	Most Recent Year	Target Year	Type	Target Value	Method Used
Robert Bird Group commits to reduce absolute Scope 1 and 2 GHG emissions 42.00% by 2030 from a 2021 base year.	Yes	2021	2021	2030	Absolute	42.0%	Absolute contraction
Robert Bird Group also commits to reduce absolute Scope 3 GHG emissions 42.00% by 2030 from a 2021 base year.	Yes	2021	2021	2030	Absolute	42.0%	Absolute contraction